

**For citation:**

For citation:

Public opinion poll (VCIOM): May-June 2015 // Monitoring of Public Opinion: Economic and Social Changes. 2015. №3.

**PUBLIC OPINION MONITORING: MAY - JUNE 2015**

Results of weekly opinion polls conducted by VCIOM and involving 1600 respondents interviewed in 130 settlements in 46 regions and republics of Russia

**Content:**

Surrounding world: hostile or friendly?

Evgeniya Vasilieva: adequate punishment?

May problem background

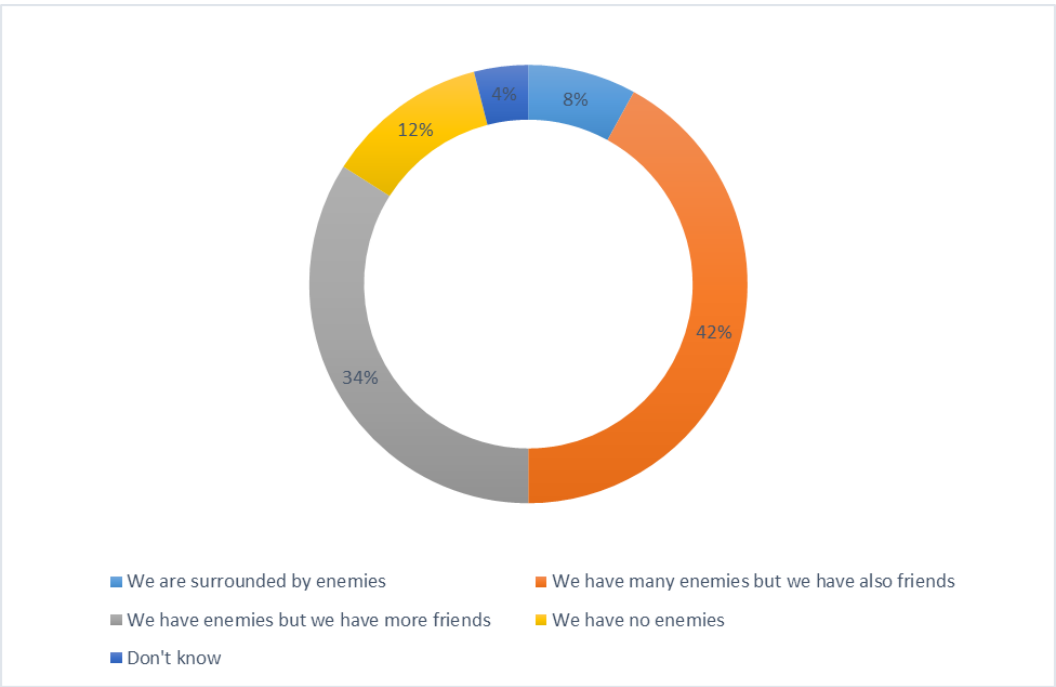
Mass media in Russia: popularity and trust

Social networking websites: window to the world or virtual trap?

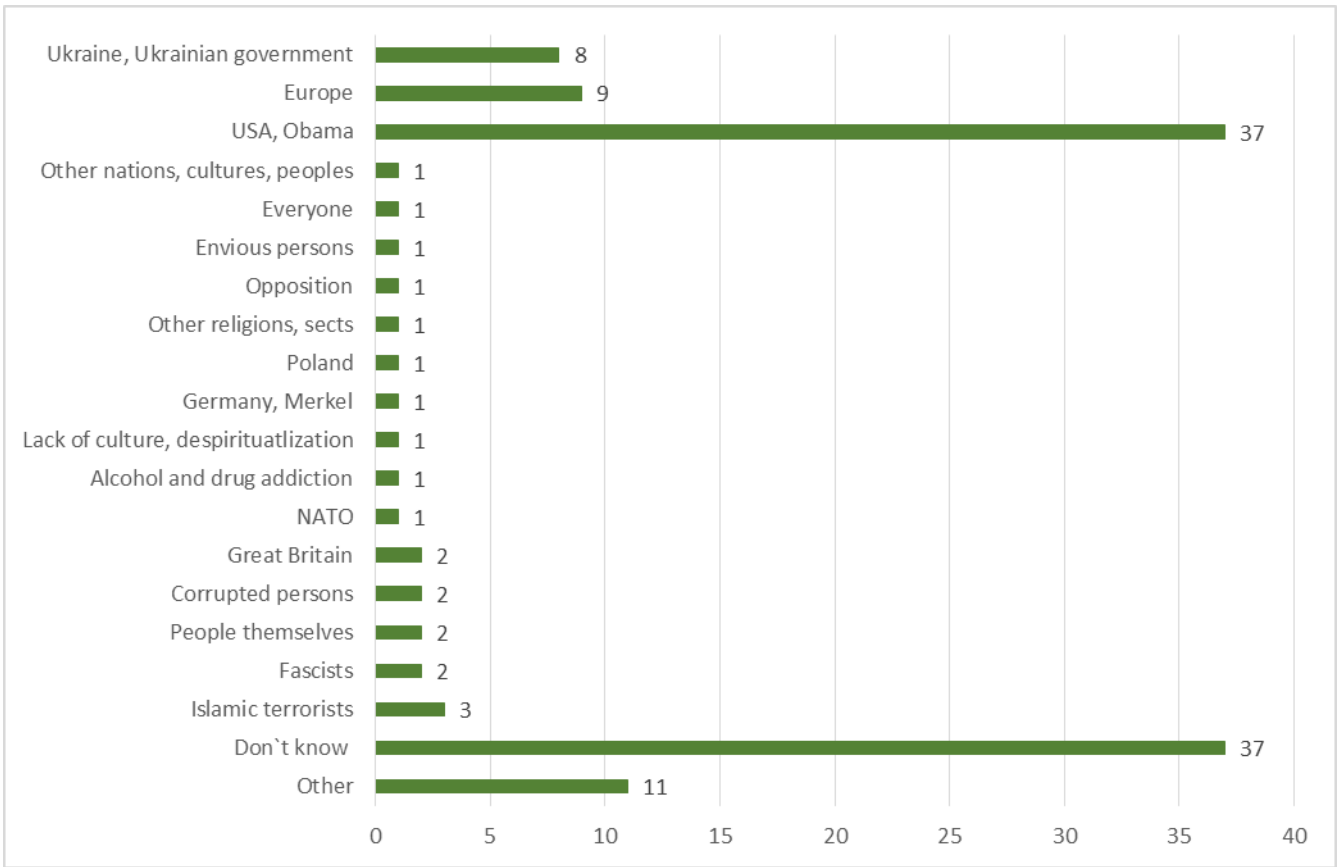
**SURROUNDING WORLD: HOSTILE OR FRIENDLY?**

*May 16–17, 2015*

Forty-two percent of respondents believe that Russia has equally friends and relatives; 34% think that the number of friends exceeds the number of enemies. Only 8% of respondents are confident that we are surrounded by enemies. The United States and Barack Obama are regarded to be the number one enemy of Russia, according to respondents.



**Graph 1.** Some people think that Russian society, culture and values have enemies; others oppose them. What is your point of view? (closed-ended question, one answer, %)

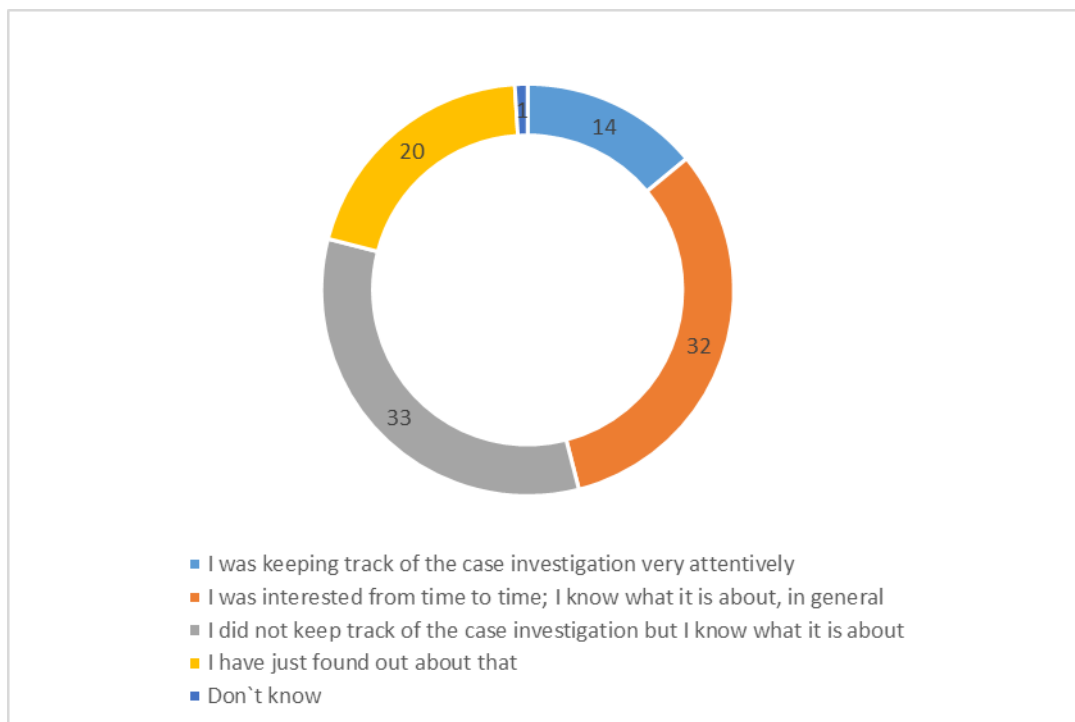


**Graph 2.** If Russian society, culture and values have enemies, could you name them? (open-ended question, any number of answer, % of those who think that Russia has enemies; answers of at least 1% of respondents)

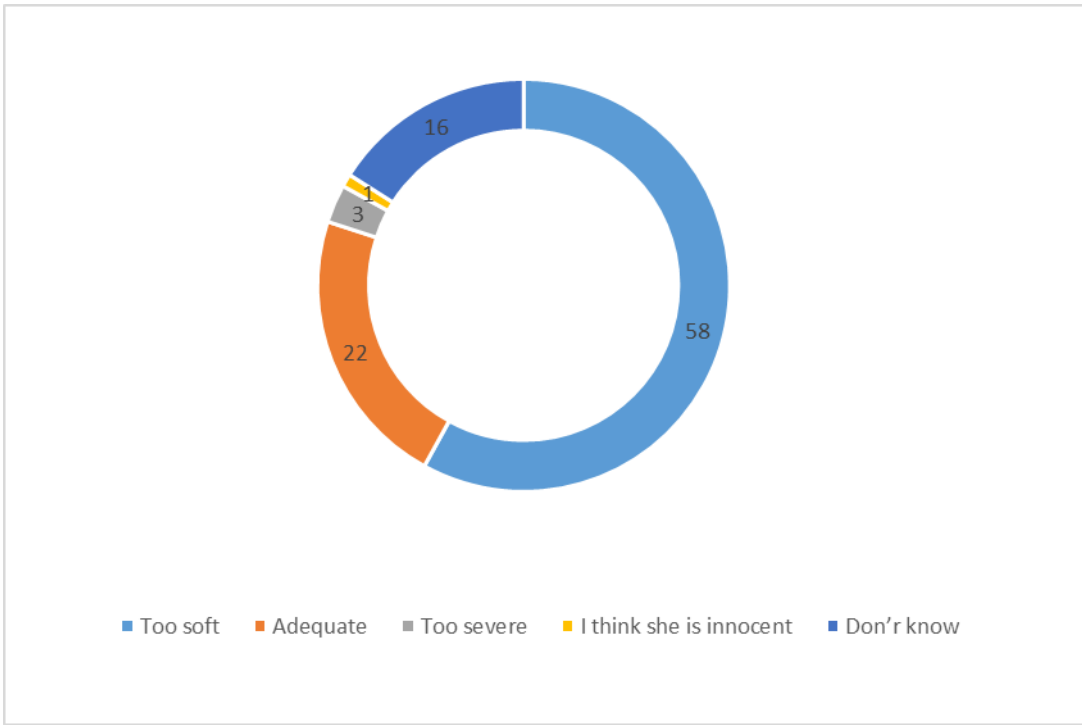
### EVGENIYA VASILIEVA: ADEQUATE PUNISHMENT?

May 16–17, 2015

The Ministry of Defense Corruption case received wide coverage. Seventy-nine percent of Russians heard about it. More than half of Russians (58%) consider that five years of imprisonment is a soft punishment for Evgeniya Vasilieva. Fifty-nine percent of Russians believe that the Vasilieva's verdict is a private case and does not reflect the efforts of the government to tackle the corruption. Most of respondents (61%) are confident that the main persons involved in the Oboronservis theft case have managed to avoid taking on responsibility.



**Graph 3.** Did you personally keep track of the Oboronservis case investigation involving the ex-defense minister Serdyukov and his subordinate Vasilileva? (closed-ended question, one answer, %)



**Graph 4.** E. Vasilieva, former civil servant, has recently received five-year-sentence in the Oboronservis theft case. In your opinion, is this punishment adequate, too soft or too severe? (closed-ended question, one answer, %)

**MAY PROBLEM BACKGROUND**

May 23–24, 2015

Economy is still at the top of the list of problems, however since the beginning of the year fewer Russians have mentioned it. The top five most important problems involve foreign policy (12%), low salaries and low living standards (12%), and unemployment (11%). Only 1% of Russians cite falling rouble among the most acute problems of Russia (5% in January).

**Table 1.** In your opinion, what problems are the most important for Russia today? (open-ended question, not more than five answers; answers of at least 1% of respondents of the latest opinion poll)

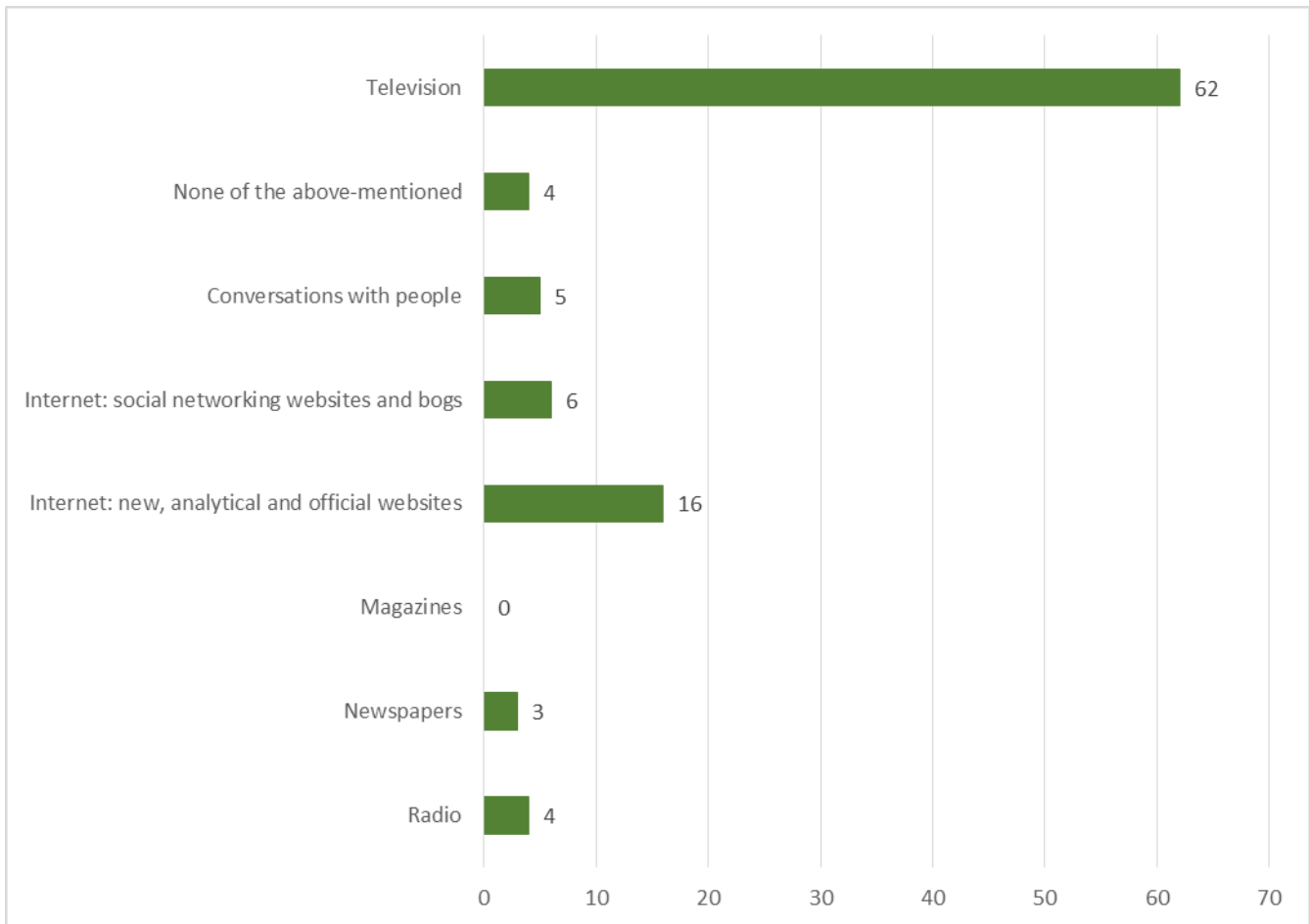
	09.14	11.14	01.15	03.15	05.15
Economy (“restoration of Russian economy”, “economy independent of other states”, “weak economy”)	10	8	23	21	17
High inflation, price increase	16	21	22	17	14
Foreign policy	8	12	14	13	12
Low salaries , low living standards	16	13	10	11	12
Unemployment	12	8	10	8	11
Industrial and agricultural breakup; dependence on economic resources	14	6	8	7	8
Social policies	6	5	4	7	7
Public health service	10	11	5	6	6

<i>Corruption and bureaucracy</i>	10	7	4	5	<b>5</b>
<i>Poor quality of education</i>	8	5	4	4	<b>5</b>
<i>Low pensions, pension reform</i>	8	5	4	4	<b>4</b>
<i>High tariffs for public utilities</i>	10	5	3	3	<b>4</b>
<i>Housing (unaffordable housing)</i>	4	4	2	4	<b>3</b>
<i>Military actions in Ukraine</i>	4	4	6	3	<b>3</b>
<i>Roads</i>	4	2	2	2	<b>3</b>
<i>Army reform, military capacity</i>	3	<1	<1	1	<b>2</b>
<i>Youth problems (“young people cannot find job”, “no free housing for young people”)</i>	2	1	1	1	<b>2</b>
<i>Falling rouble</i>	<1	<1	5	2	<b>1</b>
<i>Low level of culture, morality and patriotism</i>	3	1	1	1	<b>1</b>
<i>Problems of maternity and childhood (“children need more attention”, “child allowances should be increased”, “financial support for young families”, “young families”)</i>	1	3	1	1	<b>1</b>
<i>No stability and confidence in the future</i>	1	<1	1	1	<b>1</b>
<i>Democracy and human rights</i>	<1	1	<1	1	<b>1</b>
<i>Unaffordable education due to high price</i>	1	<1	1	1	<b>1</b>
<i>Small businesses</i>	1	<1	<1	1	<b>1</b>
<i>Drug addiction</i>	4	2	1	1	<b>1</b>
<i>Migration policies</i>	2	1	1	1	<b>1</b>
<i>Indifference towards ordinary people</i>	1	<1	<1	1	<b>1</b>
<i>High taxes</i>	<1	<1	<1	<1	<b>1</b>
<i>Environment and ecology</i>	2	<1	<1	<1	<b>1</b>
<i>Alcohol addiction</i>	4	3	1	<1	<b>1</b>
<i>Other</i>	5	7	7	7	<b>7</b>
<i>Don`t know</i>	16	19	18	20	<b>20</b>

## **MASS MEDIA IN RUSSIA: POPULARITY AND TRUST**

*May 2–3, 2015*

Television is the main source of information about what is happening in the country (62% in 2015; 60% in 2013); the popularity of newspaper keeps decreasing. Forty-three percent of Russians consider that Internet news, analytical, official, and websites are reliable sources of information. The levels of public trust in Russian central media are still very high; at the same time, the levels of trust in the international media are falling down. Seventy-five percent of Russians trust/are more likely to trust the Central Russian television; every second Russian trusts the central press (54%) and central radio (52%).

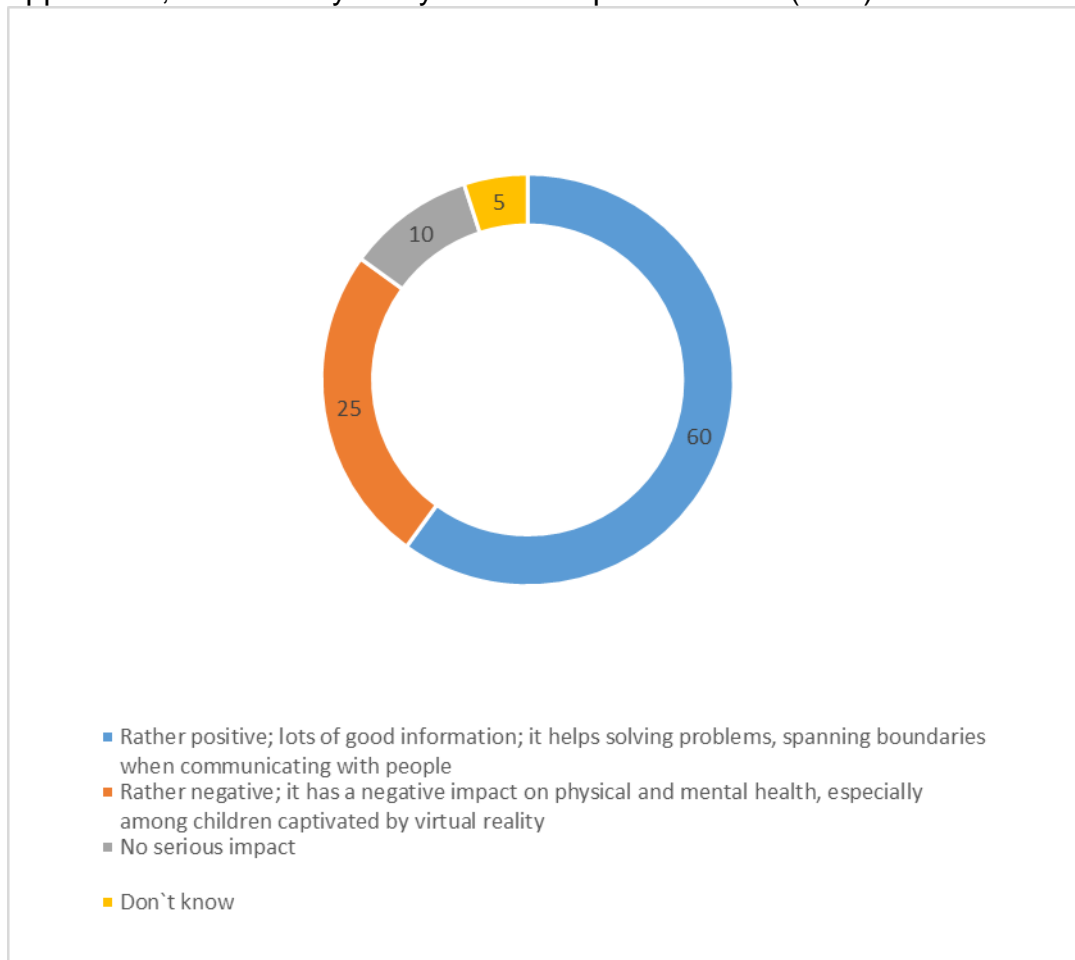


**Graph 5.** What is the main source of information for you about what is happening in the country? (*closed-ended question, one answer, informative answers*)

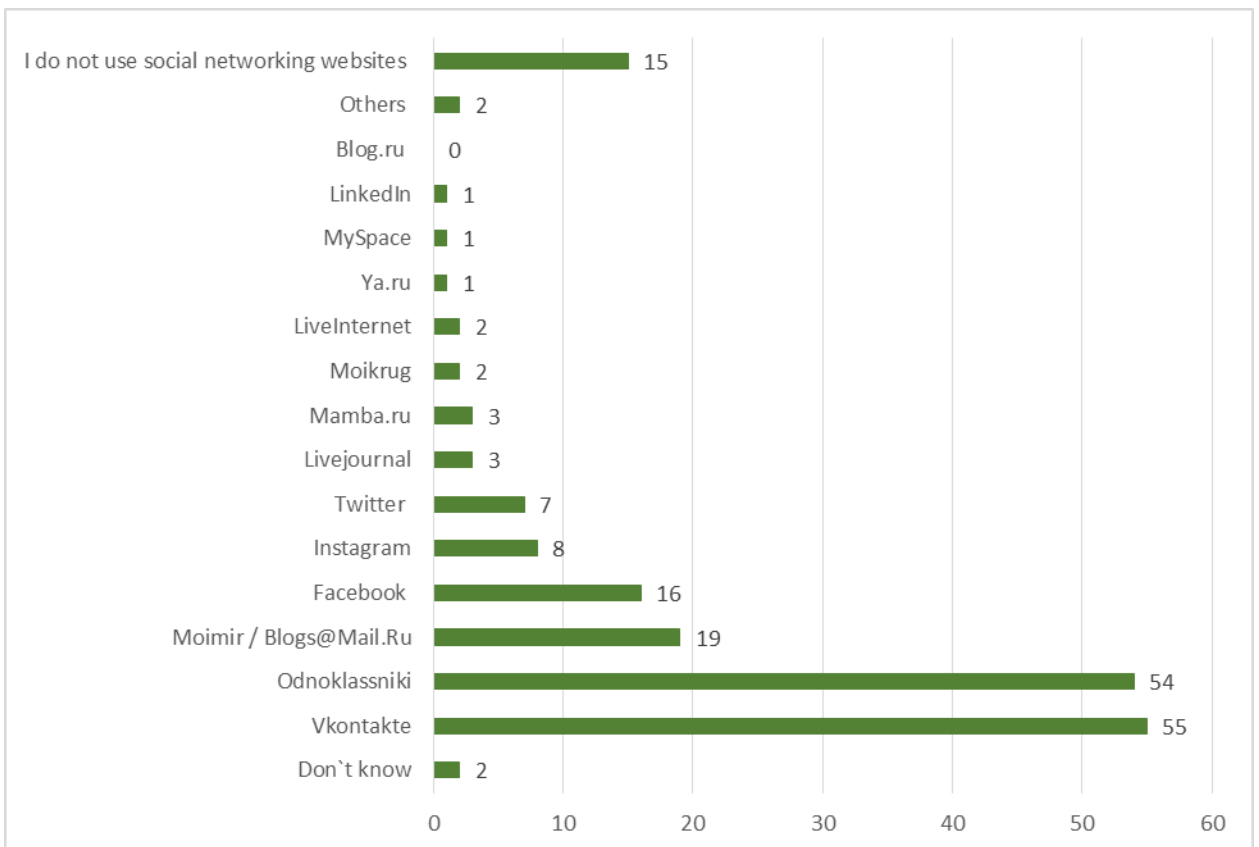
**Table 2.** Do you trust the following sources of information? (*closed-ended question, one answer*)

	Yes	Rather yes	Rather no	No	Don't know
<i>Central television</i>	43	32	11	12	2
<i>Central press</i>	29	25	14	18	15
<i>Central radio</i>	30	22	8	15	25
<i>Foreign mass media</i>	6	7	19	50	18
<i>News, analytical, official websites</i>	20	23	14	21	22
<i>Social networking websites and Internet blogging</i>	14	18	16	28	25
<i>Regional and local radio</i>	25	22	9	17	28
<i>Regional and local television</i>	37	29	11	15	8
<i>Regional and local press</i>	26	25	14	19	16

Sixty percent of Russians assess positively the impact of the World Wide Web on people. The most visited social communication platforms are Vkontakte - 55% (51% in 2012) and Odnoklassniki - 54% (61% in 2012). Only 15% of respondents using the Internet do not visit social networking websites. Vkontakte is the most popular mobile application; it is used by every fifth smart phone holder (18%).



**Graph 6.** In your opinion, what impact does the Internet have on human life? (*closed-ended question one answer, % of Internet users*)



**Graph 7.** Do you visit social networking sites? If yes, which ones do you use? (closed-ended, any number of answers, % of Internet users)